

FR-4 Reclassification

Presented by:
Crystal Vanderpan
May 2011



Crystal Vanderpan

- Underwriters Laboratories (UL) Principal Engineer for PV Materials and Printed Circuit Technologies
- Joined UL in 1995
- Technical representative on UL Standard Technical Panels (STPs) for Rigid and Flex PWB Standards
- Subcommittee chairman ASTM D09.07
 - Electrical and Electronic Insulating Materials
- Active in IEC TC82, WG2 PV Modules and Materials
- Bachelor of Science Chemical Engineer and Materials Science
 - University of California at Davis
- Email: crystal.e.vanderpan@us.ul.com



Printed Board Terminology

Many terms are used for circuit boards in the electronics industry

- Printed Boards (PBs)
- Printed Circuit Boards (PCBs)
- Printed Wiring Boards (PWBs)


Official IPC term is currently “Printed Boards”

In order to reduce confusion with other components and end products tested within UL, we continue to use the term PWBs which will be used through-out this presentation for PBs.



Agenda

- UL Background
- Characterization of Printed Wiring Boards (PWBs)
 - Hazards in the End Product
 - Abbreviated Test Programs
- History of FR-4 Laminate
- Proposal to Reduce Testing
- Risk if No Action



Who is UL?

Underwriters Laboratories Inc.

- Independent, not for profit, safety testing and certification organization

Global leader in product safety

- Promote safe living and working environments by the application of safety science and hazard-based safety engineering
- Support production and use of products physically and environmentally safe
- UL name and marks are known and trusted around the globe



End-Product Listing Mark



Component Recognition Mark



Who is UL?

Leader in standards development, testing and certification
working together with industry

- PWB Safety Standards
- WECC members

1894
UL founded



1957
IPC

1962
JPCA

1968
EIPC

1985
IPCA

1990
CPCA

1998
TPCA

2000
HKPCA

2003
KPCA

Today

1965
UL 796

1972
UL 94

1985
UL 746E

2000
UL 796F

2006
UL 746F



Who is UL?

175 Staff globally dedicated to material evaluations

- Asia: China, Hong Kong, India, Japan, Korea, Taiwan
- US: California, Illinois, New York, North Carolina, Washington
- Europe: Denmark, Italy, Netherlands, United Kingdom


Materials testing labs

- Taiwan
- US (San Jose and Melville)
- Denmark
- Germany



UL Aims to Reduce Risks

- Fire
- Electric Shock
- Personal Injury
- Environmental Hazards



Comply with International and North American safety standards



“Hazard-Based” Engineering Approach

HBSE – Hazard Based Safety Evaluation

- Analyze the installation
 - Location and intended use
 - Attachment systems, wiring systems
 - Hazards
- Analyze the product
 - Materials
 - Construction
 - Hazards



PWB Hazard Based Evaluation

PWB safety hazards in the end product

- Risk of electric shock
- Risk of flammability



PWB HBSE – Risk of Electric Shock

Risk of electric shock due to spacing/insulation deficiencies


- Reduced Spacings
 - Conductor adhesion
 - Delamination, warping or cracking
 - Tracking
 - Silver migration
 - Plating adhesion
- Insulation Breakdown
- Mechanical Strength Deficiency
 - Ability to support components



PWB HBSE – Risk of Flammability

Risk of flammability

- Fuel for fire and increased burn time
 - Coatings without flame retardant - solder resist, plugged hole and marking material
- Ignitability
 - Hot wire exposure
 - Arcing exposure



Why UL PWBs?

PWB certification driven by end-product requirements

- Many end-product standards require UL Recognized PWBs, for example:
 - IEC 60950 (Information Technology Equipment)
 - V-1 flame, MOT for application, and direct support
 - IEC 60601 (Medical Equipment)
 - IEC 60065 (Audio & Video Equipment)
 - IEC 60335 (Appliances)

Using Recognized materials and components can significantly reduce testing for OEMs



Pre-selection

The process of assessing and choosing materials and PWBs for electrical products.



Advantages of Pre-selection

- Aides in material and PWB selection during the design stage
- Compare and evaluate performance levels
- Eliminate testing each material in specific part configurations
- Faster qualification of alternate materials
- Pre-selection successfully used as a material performance specification in product standards for decades
- Faster time to market



Background for UL/ANSI Laminate

UL/ANSI laminate types based on

- Chemistry and performance
- Characterization of material for use in PWBs

Benefits of classification system

- Industrial Laminate Abbreviated Test Program
- PWB MCIL/CCIL (Metal Clad Industrial Laminate) Test Program
- PWB Permanent Coatings Program

Fundamental assumption of abbreviated testing programs:

- Characterization criteria demonstrates that one material performs similarly to another (no additional testing required)

Characterization criteria must be maintain to allow the benefits of these programs to continue



PWB MCIL / CCIL Test Program

Reduced / No-Test Program for Recognized PWBs

MCIL / CCIL Program

- Addition of laminate and laminate/prepreg packages to existing boards
- Assumes each UL/ANSI material has the same performance
- Metal-clad laminate parameters need to be equal or more severe than PCB being added to
- Single-layer materials waive all testing
- Multi-layer materials waive all testing but delamination-only
- Multi-layer core materials to HDI boards waive all testing but delamination-only



PWB Permanent Coatings Program

No-Test Program for Recognized PWBs

Permanent Coatings Program

- Solder resist additions to existing boards
- Assumes each core UL/ANSI material has the same performance
- Solder resist to have equal or more severe parameters than PWB being added to
- No testing to add to single or multi-layer boards



FR-4 History and Definition

FR-4 created in 1968 with NEMA

- Six IR reference scans
- NEMA – National Electrical Manufacturers Association

Scans represent industry intent at the time

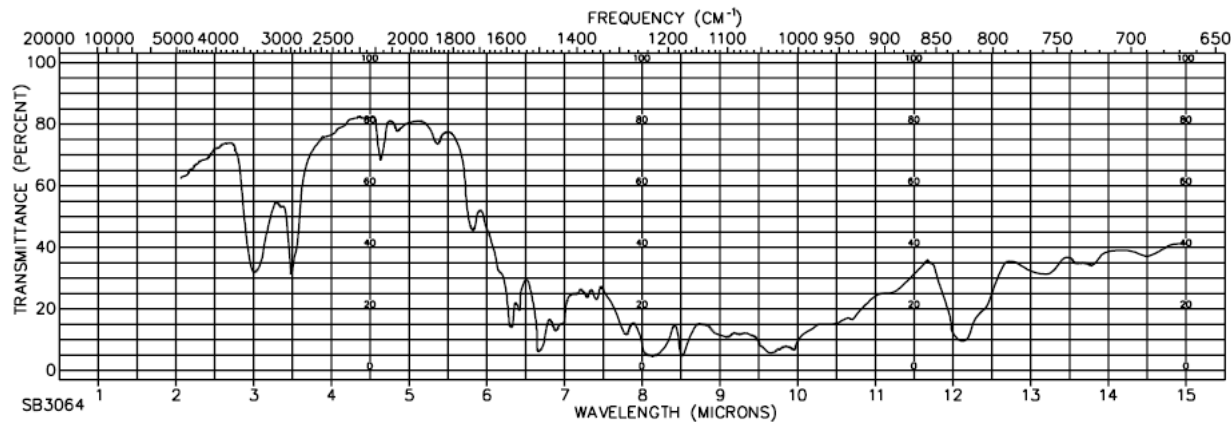
- Epoxy resin
- Brominated flame retardant
- Dicy curing agent
- No filler
- Woven glass fabric reinforcement



FR-4 Survey Project – What is FR-4?

1996 UL/IPC Project intended to address

- Poor quality of original six (6) FR-4 reference scans
- Modified FR-4 materials - “what is an FR-4?”
- Do modified materials reflect the traditional FR-4 definition?



PWB Evaluation Risks for FR-4

Past and future FR-4 performance

- All current FR-4 materials do not represent each other for the purpose of testing
- Some FR-4s are less thermally stable
- Some FR-4s are more thermally stable
 - Higher lead-free processing temperatures
- Delamination can be affected by brittle resins and filler
- Bond strength can be affected by resin type and filler



PWB Evaluation Risks for FR-4

Flame retardants react through either physical or chemical means.

- Bromine – oxygen scavenger
 - Phosphorus – carbon layer
 - Aluminum Hydroxide – water vapor
-
- PWB flame retardant comes from the base material
 - FR-4s contain different flame retardant systems
 - Solder resists do not always include flame retardant
 - Most solder resists evaluated on brominated FR-4 only



Standards Development

UL certifies products and is instrumental in the development and recommendations for maintaining Safety Standards

Writing and maintaining Safety Standards is a collaboration exercise

- UL experts, manufacturers, industry groups, product consumers
- Controlled by the Standards Technical Panel (STP)
 - UL has only one vote within each STP
- STP participation and membership information available at:
http://ulstandardsinfontet.ul.com/stp/call_4_members.html



STP Representative Categories

Supply Chain:

- Component producers for standards covering end-products

Commercial/Industrial User:

- Organizations that use the product in a commercial or industrial setting

AHJ (Authority Having Jurisdiction):

- Regulation or enforcement organizations of the code and standard requirements at a regional (e.g. state or province) and/or local level

Government:

- Representatives from national government agencies.

Testing and Standards Organization:

- Organizations that test and/or certify products

International Delegate:

- International delegate is an individual representing a National Standards Body outside of the United States (e.g. JISC, DIN). This person is designated by the National Standards Body and approved by the STP Chair



UL796 / UL746E STP Members

Name	Company	Interest Category
TAKAHISA AKATSUKA	NIPPON MEKTRON LTD	Non voting member
FRANK BAI	TAIWAN PRINTED CIRCUIT ASSOCIATION	General
MICHAEL BEAUCHESNE	AMPHENOL PRINTED CIRCUITS INC	Producer
J BRAMEL	JACK BRAMEL ASSOCIATES	General
JOSEPH DAVIS	ROGERS CORP	Producer
THOMAS GARDESKI	GEMINI SCIENCES	General
JANE GUAN	GUANGDONG SHENGYI SCI TECH CO LTD	Producer
TORU KOIZUMI	JPCA ELECTRONICS PACKAGING & CIRCUITS ASSOCIATION	General
JEFFREY LEE	IST-INTEGRATED SERVICE TECHNOLOGY	Testing & Stds Org
TZONG-MING LEE	INDUSTRIAL TECHNOLOGY RESEARCH INSTITUTE	Government
J LIU	BOARDTEK ELECTRONICS CORP	Producer
Derrick L. Martin	Underwriters Laboratories Inc.	Project Manager
YOSHINOBU MARUMOTO	JAPAN THERMOSETTING PLASTICS	General
B NEVES	MICRO TECHNICAL LABORATORIES, DBA MICROTEK LABORATORIES	Testing & Stds Org
T NEWTON	IPC-ASSOCIATION CONNECTING ELECTRONICS INC	Testing & Stds Org
Bradley J. Schmidt	Underwriters Laboratories Inc.	Chair
DOUGLAS SOBER	KANEKA TEXAS CORP	Producer
DAVE SOMMERVOLD	BERGQUIST CO	Producer
VALERIE ST CYR	TERADYNE INC	Commercial-Ind. User
TOMOMI UJIIE	CHEMITOX INC	Testing & Stds Org
Crystal E. Vanderpan	Underwriters Laboratories Inc.	Testing & Stds Org



UL746E Standard Revised by STP

Add new IR reference scans for FR-4

- Based on 1996 UL/IPC project
- Include FR-4s with Dicy and Phenolic curing agents
- 14 IR reference spectra instead of 6
- To maintain UL796 PWB CCIL and Solder Resist programs

UL746E, Paragraph 8.7

- 8.7 A material with **non-compliant IR spectra fundamental variations** qualifies for additional testing including full performance profile indexing and two or four point thermal aging as described in the Full Test Program, Section 9. **The material shall not be given a UL/ANSI type designation.**



QMTS2 FR-4 File Review

Important Letter dated October 4, 2001

- All Recognized FR-4s compared with new 14 UL/ANSI FR-4 IR reference spectra

File review results

- 270 Recognized FR-4s
- 81 materials did not match FR-4 reference
- Need to create new ANSI groups

Laminate manufacturers requested to provide

- Description of resin system, curing agent, flame retardant, fillers, and reinforcement materials



UL Working to Reduce Impact

Postponed FR-4 file review effective date

Industry meetings to develop laminate and PWB solutions

- UL/ANSI groups
- PWB reduced testing programs

Research to find test methods for material compatibility

- Time to Delamination (T260)
- Oxygen Index

FR-4 file review must be completed due to published UL746E standard requirements



FR-4 Research Timeline

- 1996 – UL and IPC FR-4 Project – What is FR-4?
- 1999 – Review FR-4 results for possible grouping
- 2001 – Proposal to update UL746E with new FR-4 IR spectra
- 2001 – FR-4 laminate file review begins
- 2002 – UL begins work with JTPIA and IPC to develop compatibility test program
- 2003 – Industry requests UL to develop program for filled FR-4s
- 2003 – 2004 Time to delamination (T260) test evaluated with IPC and JTPIA
- 2004 – File review effective date postponed due to high number of noncompliant FR-4s
- 2005 – Announcement of FR-4 Reclassification sent to industry STP and Subscribers of standards UL746E and UL796
- 2006 – Review of JTPIA FR-4 grouping, test data needed
- 2007 – Report on Oxygen Index and Td Leadfree UL research
- 2007/ 2008 – UL/IPC/JPCA joint meetings at JPCA show in Tokyo, Japan
- 2008 – FR-4 STP task group teleconference to finalize grouping proposal
- 2008 – Meeting with Taiwan laminate manufacturers regarding FR-4 grouping
- 2009 – UL and JTPIA FR-4 Reclassification teleconference
- 2010 – IPC, JPCA, TPCA discussions regarding FR-4 Reclassification.



Search for Equivalency Tests

Time to Delamination (T260) test

- Test is not reproducible in different labs
- Must use a control material
- Control material varies based on materials tested
- Mixed dissimilar materials – 2 controls needed (one of each pure material)

Oxygen Index test (ASTM D2863)

- Can not establish relationship between UL94 flammability classification and oxygen index
 - Solder Resist – Epoxy and Acrylic
 - FR-4 Laminates – Traditional, Epoxy blend, Filled, Halogen Free



Options to Resolve FR-4 Issue

1. Classify all Epoxy materials as FR-4
2. Maintain traditional FR-4s only
3. Reclassify FR-4 based on performance only
4. Reclassify FR-4 based on chemistry and performance



Impact to Industry

Option 1	Classify all Epoxy materials as FR-4			
Industry	Laminate	Solder Resist	PWB	End Product
Impact	No File Review	File Review	File Review	Specify individual PWBs
	Abbreviated program discontinued	Solder Resist program discontinued	CCIL and Solder Resist program discontinued	
	LTTA on all new material	Flame testing on each material	Full testing on all laminates and solder resists	



Impact to Industry

Option 2	Maintain traditional FR-4s only, other epoxy based materials Non-ANSI			
Industry	Laminate	Solder Resist	PWB	End Product
Impact	File Review, epoxy based now Non-ANSI	No File Review	File Review	Specify traditional FR-4 PWBs only
	Abbreviated program maintained	Solder Resist program maintained	CCIL and Solder Resist program maintained	Specify non-ANSI as individual PWBs
	LTTA if IR non-compliant, Recognized Non-ANSI	Option to test on Non-ANSIs	Full testing Non-ANSI laminates with all solder resists	



Impact to Industry

Option 3	Reclassify FR-4s based on performance only			
Industry	Laminate	Solder Resist	PWB	End Product
Impact	File Review	File Review	File Review	Specify individual PWBs
	Abbreviated program discontinued	Change Solder Resist program to performance	Change CCIL and Solder Resist program to performance	
	Unable to determine test program	Unable to determine test program	Test based on performance of all laminates	
	LTTA on all new materials	Flame testing on all materials	Test based on performance of all solder resists	



Impact to Industry

Option 4					Reclassify FR-4s based on chemistry and performance			
Industry	Laminate	Solder Resist	PWB	End Product				
Impact	File Review to rename materials	No File Review	File Review	Specify FR-4 and new ANSI group PWBs				
	Abbreviated program maintained for existing and new ANSI groups	Solder Resist program maintained for existing and new ANSI groups	CCIL and Solder Resist program maintained for existing and new ANSI groups	Specify non-ANSI as individual PWBs				
	LT TA on new material if IR non-compliant with new ANSI groups	Option to test new ANSI groups and Non-ANSI materials	Test laminates changed to Non-ANSI with each solder resist					



Proposed New UL/ANSI Groups

UL/ANSI Type	Primary Resin	Secondary Resin	Filler	Curing Agent	Flame Retardant	Reinforcement
FR-4 @1 Current Definition	Epoxy	None	None	Dicy or Novolac	Bromine	Woven Glass
FR-4F @1 (proposed filled FR-4)	Epoxy	None	Inorganic Max 30%	Dicy or Novolac	Bromine	Woven Glass
FR-4G (FR-7) @2 (proposed Low-Halogen FR-4)	Epoxy	None	None	Dicy or Novolac	Phosphorus	Woven Glass
FR-4GF (FR-7F) @2 (proposed Low-Halogen filled FR-4)	Epoxy	None	Inorganic Max 30%	Dicy or Novolac	Phosphorus and Aluminum Hydroxide	Woven Glass
FR-4B (FR-8) (proposed Polymer Blend FR-4)	Epoxy	Cyanate Ester	None	Dicy or Novolac	Bromine	Woven Glass

@1 - Types considered equivalent for MCIL and Permanent Coatings PWB programs.

@2 - Types considered equivalent for MCIL and Permanent Coatings PWB programs.

Inorganic filler – Includes Silica, Clay, Talc, Ceramic, Calcium Carbonate, Aluminum Hydroxide, Cab-O-Sil (Mica?), Titanium Oxide



Summary

Intent of PWB CCIL and Coating programs

- Reduced testing programs for PWBs based on assumption that each UL/ANSI material performs the same
- Pre-selection programs

Enhanced Epoxy laminates do not perform same

- Large amount of research available from industry

Lead-free processing requires higher temps

- Past performance can't predict the future

Reclassification based on characterization and performance criteria

- Demonstrates equivalence to allow FR-4 reduced testing in PWBs



Proposed Timeline for File Review

Written proposal to STP	April 2011
Comment deadline	30 days
Ballot proposal	30 days
Publish requirements	3 months
Laminate IFR effective date	2 years
Solder resist IFR effective date	2 years
PWB IFR effective date	4 years





Thank you

Questions?